

GLOBAL
EDITION



Macroeconomics

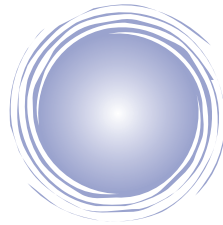
SIXTH EDITION

Stephen D. Williamson



Macroeconomics

Sixth Edition
Global Edition



STEPHEN D. WILLIAMSON



Pearson

Harlow, England • London • New York • Boston • San Francisco • Toronto • Sydney • Dubai • Singapore • Hong Kong
Tokyo • Seoul • Taipei • New Delhi • Cape Town • Sao Paulo • Mexico City • Madrid • Amsterdam • Munich • Paris • Milan

Vice President, Business Publishing: Donna Battista
Director of Portfolio Management: Adrienne D'Ambrosio
Director, Courseware Portfolio Management:
Ashley Dodge
Senior Sponsoring Editor: Neeraj Bhalla
Editorial Assistant: Michelle Zeng
Associate Acquisitions Editor, Global Edition:
Ananya Srivastava
Project Editor, Global Edition: Punita Kaur Mann
Vice President, Product Marketing: Roxanne McCarley
Director of Strategic Marketing: Brad Parkins
Strategic Marketing Manager: Deborah Strickland
Product Marketer: Tricia Murphy
Field Marketing Manager: Ramona Elmer
Field Marketing Assistant: Kristen Compton
Product Marketing Assistant: Jessica Quazza
Vice President, Production and Digital Studio, Arts and
Business: Etain O'Dea
Director of Production, Business: Jeff Holcomb

Managing Producer, Business: Alison Kalil
Content Producer, Global Edition: Nikhil Rakshit
Operations Specialist: Carol Melville
Creative Director: Blair Brown
Manager, Learning Tools: Brian Surette
Managing Producer, Digital Studio, Arts and Business:
Diane Lombardo
Digital Studio Producer: Melissa Honig
Digital Studio Producer: Alana Coles
Digital Content Team Lead: Noel Lotz
Digital Content Project Lead: Courtney Kamauf
Manager, Media Production: M. Vikram Kumar
Senior Manufacturing Controller, Global Edition:
Trudy Kimber
Full-Service Project Management and Composition:
SPi Global
Interior Design: SPi Global
Cover Design: Lumina Datamatics, Inc.
Cover Art: Cristal Tran./Shutterstock

Pearson Education Limited
KAO Two
KAO Park
Harlow
CM17 9NA
United Kingdom

and Associated Companies throughout the world

Visit us on the World Wide Web at: www.pearsonglobaleditions.com

© Pearson Education Limited 2018

The rights of Stephen D. Williamson to be identified as the authors of this work have been asserted by them in accordance with the Copyright, Designs and Patents Act 1988.

*Authorized adaptation from the United States edition, entitled *Macroeconomics*, 6th edition, ISBN 978-0-13-447211-9, by Stephen D. Williamson, published by Pearson Education © 2018.*

All rights reserved. No part of this publication may be reproduced, stored in a retrieval system, or transmitted in any form or by any means, electronic, mechanical, photocopying, recording or otherwise, without either the prior written permission of the publisher or a license permitting restricted copying in the United Kingdom issued by the Copyright Licensing Agency Ltd, Saffron House, 6–10 Kirby Street, London EC1N 8TS.

All trademarks used herein are the property of their respective owners. The use of any trademark in this text does not vest in the author or publisher any trademark ownership rights in such trademarks, nor does the use of such trademarks imply any affiliation with or endorsement of this book by such owners.

ISBN 10: 1-292-21576-3

ISBN 13: 978-1-29-221576-1

British Library Cataloguing-in-Publication Data

A catalogue record for this book is available from the British Library

Typeset in ITC Berkeley Oldstyle Pro by SPi Global

Printed and bound by Vivar in Malaysia

The Pearson Series in Economics

Abel/Bernanke/Croushore <i>Macroeconomics</i> ^{*†}	Daniels/VanHoose <i>International Monetary & Financial Economics</i>	Heilbroner/Milberg <i>The Making of the Economic Society</i>
Acemoglu/Laibson/List <i>Economics</i> ^{*†}	Downs <i>An Economic Theory of Democracy</i>	Heyne/Boettke/Prychitko <i>The Economic Way of Thinking</i>
Bade/Parkin <i>Foundations of Economics</i> ^{*†}	Ehrenberg/Smith <i>Modern Labor Economics</i>	Holt <i>Markets, Games, and Strategic Behavior</i>
Berck/Helfand <i>The Economics of the Environment</i>	Farnham <i>Economics for Managers</i>	Hubbard/O'Brien <i>Economics</i> ^{*†} <i>Money, Banking, and the Financial System</i> [*]
Bierman/Fernandez <i>Game Theory with Economic Applications</i>	Folland/Goodman/Stano <i>The Economics of Health and Health Care</i>	Hubbard/O'Brien/Rafferty <i>Macroeconomics</i> [*]
Blanchard <i>Macroeconomics</i> ^{*†}	Fort <i>Sports Economics</i>	Hughes/Cain <i>American Economic History</i>
Blau/Ferber/Winkler <i>The Economics of Women, Men, and Work</i>	Ehrenberg/Smith <i>Modern Labor Economics</i>	Husted/Melvin <i>International Economics</i>
Boardman/Greenberg/Vining/ Weimer <i>Cost-Benefit Analysis</i>	Froyen <i>Macroeconomics: Theories and Policies</i>	Jehle/Reny <i>Advanced Microeconomic Theory</i>
Boyer <i>Principles of Transportation Economics</i>	Fusfeld <i>The Age of the Economist</i>	Johnson-Lans <i>A Health Economics Primer</i>
Brander/Perloff <i>Managerial Economics and Strategy</i> ^{*†}	Gerber <i>International Economics</i> ^{*†}	Keat/Young/Erflle <i>Managerial Economics</i>
Branson <i>Macroeconomic Theory and Policy</i>	González-Rivera <i>Forecasting for Economics and Business</i>	Klein <i>Mathematical Methods for Economics</i>
Bruce <i>Public Finance and the American Economy</i>	Gordon <i>Macroeconomics</i> [*]	Krugman/Obstfeld/Melitz <i>International Economics: Theory & Policy</i> ^{*†}
Carlton/Perloff <i>Modern Industrial Organization</i> [*]	Greene <i>Econometric Analysis</i> [†]	Laidler <i>The Demand for Money</i>
Case/Fair/Oster <i>Principles of Economics</i> ^{*†}	Gregory <i>Essentials of Economics</i>	Leeds/von Allmen <i>The Economics of Sports</i>
Chapman <i>Environmental Economics: Theory, Application, and Policy</i>	Gregory/Stuart <i>Russian and Soviet Economic Performance and Structure</i>	Leeds/von Allmen/Schiming <i>Economics</i> [*]
Cooter/Ulen <i>Law and Economics</i>	Hartwick/Olewiler <i>The Economics of Natural Resource Use</i>	Lynn <i>Economic Development: Theory and Practice for a Divided World</i>

Miller
*Economics Today**
Understanding Modern Economics

Miller/Benjamin
The Economics of Macro Issues

Miller/Benjamin/North
The Economics of Public Issues

Mills/Hamilton
Urban Economics

Mishkin
*The Economics of Money, Banking,
and Financial Markets*†*
*The Economics of Money, Banking,
and Financial Markets, Business
School Edition**
*Macroeconomics: Policy and
Practice**

Murray
*Econometrics: A Modern
Introduction*

O'Sullivan/Sheffrin/Perez
*Economics: Principles,
Applications and Tools*†*

Parkin
Economics†*

Perloff
Microeconomics†*
*Microeconomics: Theory and
Applications with Calculus*†*

Phelps
Health Economics

Pindyck/Rubinfeld
Microeconomics†*

**Riddell/Shackelford/Stamos/
Schneider**
*Economics: A Tool for Critically
Understanding Society*

Roberts
*The Choice: A Fable of Free Trade
and Protection*

Rohlf
Introduction to Economic Reasoning

Roland
Development Economics

Scherer
*Industry Structure, Strategy, and
Public Policy*

Schiller
*The Economics of Poverty and
Discrimination*

Sherman
Market Regulation

Stock/Watson
Introduction to Econometrics†

Studenmund
*Using Econometrics:
A Practical Guide†*

Tietenberg/Lewis
*Environmental and Natural
Resource Economics*
*Environmental Economics
and Policy*

Todaro/Smith
Economic Development

Waldman/Jensen
*Industrial Organization: Theory
and Practice*

**Walters/Walters/Appel/Callahan/
Centanni/Maex/O'Neill**
*Econversations: Today's Students
Discuss Today's Issues*

Weil
Economic Growth

Williamson
Macroeconomics†

*denotes Pearson MyLab Economics titles. Visit www.myeconlab.com to learn more.

†denotes availability of Global Edition.

CONTENTS



PART I Introduction and Measurement Issues 21

- Chapter 1* Introduction 22
- What Is Macroeconomics? 23
 - Gross Domestic Product, Economic Growth,
and Business Cycles 23
 - Macroeconomic Models 29
 - Microeconomic Principles 31
 - Disagreement in Macroeconomics 32
 - What Do We Learn from Macroeconomic Analysis? 33
 - Understanding Recent and Current Macroeconomic Events 36
 - Chapter Summary 53
 - Problems 56
 - Key Terms 54
 - Working with the Data 57
 - Questions for Review 55
- Chapter 2* Measurement 58
- Measuring GDP: The National Income and Product Accounts 59
 - The Components of Aggregate Expenditure 66
 - Nominal and Real GDP and Price Indices 68
 - Problems with Measuring Real GDP and the Price Level 75
 - MACROECONOMICS IN ACTION: Comparing Real GDP Across
Countries and the Penn Effect 76
 - MACROECONOMICS IN ACTION: House Prices and GDP
Measurement 77
 - Savings, Wealth, and Capital 79
 - Labor Market Measurement 81
 - MACROECONOMICS IN ACTION: Alternative Measures of the
Unemployment Rate 82
 - Chapter Summary 84
 - Problems 86
 - Key Terms 84
 - Working with the Data 89
 - Questions for Review 86
- Chapter 3* Business Cycle Measurement 90
- Regularities in GDP Fluctuations 91

Comovement	93
MACROECONOMICS IN ACTION: Economic Forecasting and the Financial Crisis	94
The Components of GDP	101
The Price Level and Inflation	104
Labor Market Variables	105
MACROECONOMICS IN ACTION: Jobless Recoveries	108
Seasonal Adjustment	109
MACROECONOMICS IN ACTION: The Great Moderation and the 2008–2009 Recession	112
Comovement Summary	112
Chapter Summary	113
Key Terms	114
Questions for Review	115
Problems	115
Working with the Data	116

PART II Basic Macroeconomic Models: A One-Period Model and Models of Search and Unemployment 117

<i>Chapter 4</i>	Consumer and Firm Behavior: The Work–Leisure Decision and Profit Maximization	118
	The Representative Consumer	119
	MACROECONOMICS IN ACTION: How Elastic Is Labor Supply?	140
	The Representative Firm	142
	MACROECONOMICS IN ACTION: Henry Ford and Total Factor Productivity	151
	THEORY CONFRONTS THE DATA: Total Factor Productivity and the U.S. Aggregate Production Function	152
	Chapter Summary	156
	Key Terms	156
	Questions for Review	157
	Problems	158
	Working with the Data	160
<i>Chapter 5</i>	A Closed-Economy One-Period Macroeconomic Model	162
	Government	163
	Competitive Equilibrium	164
	Optimality	170
	Working with the Model: The Effects of a Change in Government Purchases	177
	Working with the Model: A Change in Total Factor Productivity	179
	THEORY CONFRONTS THE DATA: Government Spending in World War II	180

THEORY CONFRONTS THE DATA: Total Factor Productivity and Real GDP	186
MACROECONOMICS IN ACTION: Government Expenditures and the American Recovery and Reinvestment Act of 2009	187
A Distorting Tax on Wage Income, Tax Rate Changes, and the Laffer Curve	191
A Model of Public Goods: How Large Should the Government Be?	197
Chapter Summary	202
Key Terms	202
Questions for Review	203
Problems	204
Working with the Data	206

Chapter 6	Search and Unemployment	207
	Labor Market Facts	208
	MACROECONOMICS IN ACTION: Unemployment and Employment in the United States and Europe	214
	A One-Sided Search Model of Unemployment	216
	A Two-Sided Model of Search and Unemployment	225
	Working with the Two-Sided Search Model	233
	MACROECONOMICS IN ACTION: Unemployment Insurance and Incentives	236
	THEORY CONFRONTS THE DATA: Productivity, Unemployment, and Real GDP in the United States and Canada: The 2008–2009 Recession	242
	MACROECONOMICS IN ACTION: The Natural Rate of Unemployment and the 2008–2009 Recession	244
	Chapter Summary	246
	Key Terms	247
	Questions for Review	247
	Problems	248
	Working with the Data	249

PART III Economic Growth 251

Chapter 7	Economic Growth: Malthus and Solow	252
	Economic Growth Facts	254
	The Malthusian Model of Economic Growth	259
	The Solow Model: Exogenous Growth	269
	THEORY CONFRONTS THE DATA: The Solow Growth Model, Investment Rates, and Population Growth	283
	MACROECONOMICS IN ACTION: Resource Misallocation and Total Factor Productivity	285
	MACROECONOMICS IN ACTION: Recent Trends in Economic Growth in the United States	286

	Growth Accounting	289
	MACROECONOMICS IN ACTION: Development Accounting	294
	Chapter Summary	296
	Problems	298
	Key Terms	297
	Working with the Data	300
	Questions for Review	297
Chapter 8	Income Disparity Among Countries and Endogenous Growth	301
	Convergence	302
	THEORY CONFRONTS THE DATA: Is Income Per Worker Converging in the World?	307
	MACROECONOMICS IN ACTION: Measuring Economic Welfare: Per Capita Income, Income Distribution, Leisure, and Longevity	308
	Endogenous Growth: A Model of Human Capital Accumulation	310
	MACROECONOMICS IN ACTION: Education and Growth	319
	Chapter Summary	320
	Problems	321
	Key Terms	321
	Working with the Data	323
	Questions for Review	321
PART IV	Savings, Investment, and Government Deficits	325
Chapter 9	A Two-Period Model: The Consumption–Savings Decision and Credit Markets	326
	A Two-Period Model of the Economy	328
	THEORY CONFRONTS THE DATA: Consumption Smoothing and the Stock Market	345
	The Ricardian Equivalence Theorem	357
	MACROECONOMICS IN ACTION: Default on Government Debt	363
	Chapter Summary	365
	Problems	368
	Key Terms	366
	Working with the Data	370
	Questions for Review	367
Chapter 10	Credit Market Imperfections: Credit Frictions, Financial Crises, and Social Security	371
	Credit Market Imperfections and Consumption	373
	Credit Market Imperfections, Asymmetric Information, and the Financial Crisis	377
	THEORY CONFRONTS THE DATA: Asymmetric Information and Interest Rate Spreads	379
	Credit Market Imperfections, Limited Commitment, and the Financial Crisis	380

	Social Security Programs	383
	THEORY CONFRONTS THE DATA: The Housing Market, Collateral, and Consumption	384
	MACROECONOMICS IN ACTION: Social Security and Incentives	392
	Chapter Summary	395
	Key Terms	395
	Questions for Review	396
	Problems	396
	Working with the Data	398
Chapter 11	A Real Intertemporal Model with Investment	399
	The Representative Consumer	401
	The Representative Firm	409
	THEORY CONFRONTS THE DATA: Investment and the Interest Rate Spread	419
	Government	421
	Competitive Equilibrium	422
	The Equilibrium Effects of a Temporary Increase in G : Stimulus, the Multiplier, and Crowding Out	434
	The Equilibrium Effects of a Decrease in the Current Capital Stock K	437
	THEORY CONFRONTS THE DATA: Government Expenditure Multipliers in the Recovery from the 2008–2009 Recession	438
	The Equilibrium Effects of an Increase in Current Total Factor Productivity z	441
	The Equilibrium Effects of an Increase in Future Total Factor Productivity, z' : News About the Future and Aggregate Economic Activity	443
	THEORY CONFRONTS THE DATA: News, the Stock Market, and Investment Expenditures	445
	Credit Market Frictions and the Financial Crisis	447
	Sectoral Shocks and Labor Market Mismatch	449
	THEORY CONFRONTS THE DATA: The Behavior of Real GDP, Employment, and Labor Productivity in the 1981–1982 and 2008–2009 Recessions	452
	Chapter Summary	455
	Key Terms	457
	Questions for Review	457
	Problems	458
	Working with the Data	460
PART V	Money and Business Cycles	461
Chapter 12	Money, Banking, Prices, and Monetary Policy	462
	What Is Money?	463
	A Monetary Intertemporal Model	465

	A Level Increase in the Money Supply and Monetary Neutrality	480
	Shifts in Money Demand	484
	THEORY CONFRONTS THE DATA: Instability in the Money Demand Function	487
	Conventional Monetary Policy, the Liquidity Trap, and Unconventional Monetary Policy	489
	MACROECONOMICS IN ACTION: Quantitative Easing in the United States	492
	Chapter Summary	494
	Key Terms	494
	Questions for Review	495
	Problems	496
	Working with the Data	497
<i>Chapter 13</i>	Business Cycle Models with Flexible Prices and Wages	498
	The Real Business Cycle Model	500
	A Keynesian Coordination Failure Model	509
	MACROECONOMICS IN ACTION: Business Cycle Models and the Great Depression	510
	MACROECONOMICS IN ACTION: Uncertainty and Business Cycles	524
	Chapter Summary	525
	Key Terms	526
	Questions for Review	526
	Problems	527
	Working with the Data	528
<i>Chapter 14</i>	New Keynesian Economics: Sticky Prices	529
	The New Keynesian Model	531
	The Nonneutrality of Money in the New Keynesian Model	533
	The Role of Government Policy in the New Keynesian Model	535
	MACROECONOMICS IN ACTION: The Timing of the Effects of Fiscal and Monetary Policy	540
	The Liquidity Trap and Sticky Prices	542
	MACROECONOMICS IN ACTION: New Keynesian Models, the Zero Lower Bound, and Quantitative Easing	544
	Criticisms of Keynesian Models	546
	MACROECONOMICS IN ACTION: How Sticky Are Nominal Prices?	547
	Chapter Summary	548
	Key Terms	549
	Questions for Review	549
	Problems	549
	Working with the Data	550
<i>Chapter 15</i>	Inflation: Phillips Curves and Neo-Fisherism	551
	Introduction	551
	Inflation in a Basic New Keynesian Model	554
	THEORY CONFRONTS THE DATA: The Phillips Curve	559
	MACROECONOMICS IN ACTION: Forward Guidance in the United States after 2008	566

Neo-Fisherism, and a New Keynesian Rational Expectations (NKRE) Model	568
Chapter Summary	578
Problems	579
Key Terms	578
Working with the Data	580
Questions for Review	579

PART VI International Macroeconomics 581

<i>Chapter 16</i>	International Trade in Goods and Assets	582
	A Two-Period Small Open-Economy Model: The Current Account	584
	THEORY CONFRONTS THE DATA: Is a Current Account Deficit a Bad Thing?	588
	THEORY CONFRONTS THE DATA: Greece and Sovereign Default	592
	Production, Investment, and the Current Account	595
	Chapter Summary	601
	Problems	602
	Key Terms	602
	Working with the Data	603
	Questions for Review	602
<i>Chapter 17</i>	Money in the Open Economy	604
	The Nominal Exchange Rate, the Real Exchange Rate, and Purchasing Power Parity	606
	Flexible and Fixed Exchange Rates	607
	THEORY CONFRONTS THE DATA: The PPP Relationship for the United States and Canada	608
	A Monetary Small Open-Economy Model with a Flexible Exchange Rate	611
	A Monetary Small Open Economy with a Fixed Exchange Rate	618
	MACROECONOMICS IN ACTION: Sovereign Debt and the EMU	626
	Capital Controls	628
	MACROECONOMICS IN ACTION: Do Capital Controls Work in Practice?	631
	A New Keynesian Sticky Price Open-Economy Model	632
	Chapter Summary	638
	Problems	641
	Key Terms	639
	Working with the Data	643
	Questions for Review	640

PART VII Money, Banking, and Inflation 645

<i>Chapter 18</i>	Money, Inflation, and Banking: A Deeper Look	646
	Alternative Forms of Money	647
	MACROECONOMICS IN ACTION: Commodity Money and Commodity-Backed Paper Money, Yap Stones, and Playing Cards	650

	Money and the Absence of Double Coincidence of Wants: The Role of Commodity Money and Fiat Money	651
	Long-Run Inflation in the Monetary Intertemporal Model	654
	MACROECONOMICS IN ACTION: Should the Fed Reduce the Inflation Rate to Zero or Less?	662
	Financial Intermediation and Banking	664
	MACROECONOMICS IN ACTION: Banks, Nonbank Financial Intermediaries, Too-Big-to-Fail, and Moral Hazard	675
	MACROECONOMICS IN ACTION: Bank Failures and Banking Panics in the United States and Canada	678
	Chapter Summary	679
	Key Terms	680
	Questions for Review	681
	Problems	681
	Working with the Data	683
<i>Appendix</i>	Mathematical Appendix	684
	Chapter 4: Consumer and Firm Behavior	684
	Chapter 5: A Closed-Economy One-Period Macroeconomic Model	688
	Chapter 6: Search and Unemployment	692
	Chapters 7 and 8: Economic Growth	697
	Chapter 9: A Two-Period Model	702
	Chapter 11: A Real Intertemporal Model with Investment	706
	Chapter 12: Money, Banking, Prices, and Monetary Policy	707
	Chapter 18: Money, Inflation, and Banking: A Deeper Look	712
<i>Index</i>		717



PREFACE

This book follows a modern approach to macroeconomics by building macroeconomic models from microeconomic principles. As such, it is consistent with the way that macroeconomic research is conducted today.

This approach has three advantages. First, it allows deeper insights into economic growth processes and business cycles, the key topics in macroeconomics. Second, an emphasis on microeconomic foundations better integrates the study of macroeconomics with approaches that students learn in courses in microeconomics and in field courses in economics. Learning in macroeconomics and microeconomics thus becomes mutually reinforcing, and students learn more. Third, in following an approach to macroeconomics that is consistent with current macroeconomic research, students will be better prepared for advanced study in economics.

What's New in the Sixth Edition

The first five editions of *Macroeconomics* had an excellent reception in the market. In the sixth edition, I build on the strengths of the first five editions, while producing a framework for students of macroeconomics that captures all of the latest developments in macroeconomic thinking, applied to recent economic events and developments in macroeconomic policy. Previous editions of this text used available macroeconomic models and new ideas to analyze the events of the global financial crisis of 2008-2009. Now, with the financial crisis receding in the rear-view mirror, there are new challenges that macroeconomists and policymakers need to address, and that students should come to terms with. What are the causes and consequences of the low rates of labor force participation and employment in the United States? What is unconventional monetary policy, and why are many central banks in the world engaging in such policies? What are the macroeconomic implications of default on debt by sovereign governments? Why are real rates of interest so low in world? Can inflation be too low, and what should governments do about too-low inflation? What is the role of fiscal policy in a liquidity trap? What is Neo-Fisherism? What is secular stagnation? These questions, and more, are answered in this revised sixth edition. In detail, the key changes in the sixth edition are:

- Chapter 6, “Search and Unemployment,” has been revised to include a section on the “one-sided search model,” an approach to modeling the behavior of the unemployed. This model determines the reservation wage for an unemployed worker,

and shows how unemployment benefits, job offer rates, and separations determine the unemployment rate.

- Chapter 12, “Money, Banking, Prices, and Monetary Policy,” includes a new section about unconventional monetary policy and the zero lower bound. Unconventional policies include quantitative easing and negative nominal interest rates.
- In Chapter 13, there is a new section on business cycle theories as they relate to the 2008–2009 recession in particular.
- Chapter 14 address how New Keynesian models fit the data, and the chapter contains new material on the liquidity trap.
- Chapter 15 is entirely new, and analyzes inflation and its causes in a New Keynesian framework. A basic New Keynesian model shows how monetary policy is conducted, in conventional circumstances, and when the zero lower bound on the nominal interest rate is a problem. The chapter discusses how secular stagnation or world savings gluts can lead to low real interest rates, and zero lower bound monetary policies. Finally, a dynamic New Keynesian rational expectations model is used to introduce Neo-Fisherism—the idea that central banks should correct too-low inflation by increasing nominal interest rates.
- New end-of-chapter problems have been added.
- New “Theory Confronts the Data” features include “Government Expenditure Multipliers in the Recovery from the 2008-2009 Recession” (Chapter 11), “The Phillips Curve” (Chapter 15), and “Greece and Sovereign Default” (Chapter 16).
- New “Macroeconomics in Action” features include “Default on Government Debt” (Chapter 9), “Social Security and Incentives” (Chapter 10), and “Quantitative Easing in the United States” (Chapter 12).

Data figures all have been revised to include the most recent data.

Structure

The text begins with Part I, which provides an introduction and study of measurement issues. Chapter 1 describes the approach taken in the book and the key ideas that students should take away. It previews the important issues that will be addressed throughout the book, along with some recent issues in macroeconomics, and the highlights of how these will be studied. Measurement is discussed in Chapters 2 and 3, first with regard to gross domestic product, prices, savings, and wealth, and then with regard to business cycles. In Chapter 3, we develop a set of key business cycle facts that will be used throughout the book, particularly in Chapters 13–15, where we investigate how alternative business cycle theories fit the facts.

Our study of macroeconomic theory begins in Part II. In Chapter 4, we study the behavior of consumers and firms in detail. In the one-period model developed in Chapter 5, we capture the behavior of all consumers and all firms in the economy with a single representative consumer and a single representative firm. The one-period model is used to show how changes in government spending and total factor

productivity affect aggregate output, employment, consumption, and the real wage, and we analyze how proportional income taxation matters for aggregate activity and government tax revenue. In Chapter 6, two search models of unemployment are studied, which can capture some important details of labor market behavior in a macroeconomic context. These search models permit an understanding of the determinants of unemployment, and an explanation for some of the recent unusual labor market behavior observed in the United States.

With a basic knowledge of static macroeconomic theory from Part II, we proceed in Part III to the study of the dynamic process of economic growth. In Chapter 7 we discuss a set of economic growth facts, which are then used to organize our thinking in the context of models of economic growth. The first growth model we examine is a Malthusian growth model, consistent with the late-eighteenth century ideas of Thomas Malthus. The Malthusian model predicts well the features of economic growth in the world before the Industrial Revolution, but it does not predict the sustained growth in per capita incomes that occurred in advanced countries after 1800. The Solow growth model, which we examine next, does a good job of explaining some important observations concerning modern economic growth. Finally, Chapter 7 explains growth accounting, which is an approach to disentangling the sources of growth. In Chapter 8, we discuss income disparities across countries in light of the predictions of the Solow model, and introduce a model of endogenous growth.

In Part IV, we first use the theory of consumer and firm behavior developed in Part II to construct (in Chapter 9) a two-period model that can be used to study consumption-savings decisions and the effects of government deficits on the economy. Chapter 10 extends the two-period model to include credit market imperfections, an approach that is important for understanding the recent global financial crisis, fiscal policy, and social security. The two-period model is then further extended to include investment behavior and to address a wide range of macroeconomic issues in the real intertemporal model of Chapter 11. This model will then serve as the basis for much of what is done in the remainder of the book.

In Part V, we include monetary phenomena in the real intertemporal model of Chapter 11, so as to construct a monetary intertemporal model. This model is used in Chapter 12 to study the role of money and alternative means of payment, to examine the effects of changes in the money supply on the economy, and to study the role of monetary policy. Then, in Chapters 13 and 14, we study theories of the business cycle with flexible wages and prices, as well as New Keynesian business cycle theory. These theories are compared and contrasted, and we examine how alternative business cycle theories fit the data and how they help us to understand recent business cycle behavior in the United States. Chapter 15 extends the New Keynesian sticky price model of Chapter 14, so that the causes and consequences of inflation can be studied, along with the control of inflation by central banks. This chapter also introduces Neo-Fisherian theory, which is a provocative alternative to conventional central banking theories of inflation control.

Part VI is devoted to international macroeconomics. In Chapter 16, the models of Chapters 9 and 11 are used to study the determinants of the current account surplus, and the effects of shocks to the macroeconomy that come from abroad. Then, in Chapter 17, we show how exchange rates are determined, and we investigate the roles

of fiscal and monetary policy in an open economy that trades goods and assets with the rest of the world.

Finally, Part VII examines some important topics in macroeconomics. In Chapter 18, we study in more depth the role of money in the economy, the effects of money growth on inflation and aggregate economic activity, banking, and deposit insurance.

Features

Several key features enhance the learning process and illuminate critical ideas for the student. The intent is to make macroeconomic theory transparent, accessible, and relevant.

Real-World Applications

Applications to current and historical problems are emphasized throughout in two running features. The first is a set of “Theory Confronts the Data” sections, which show how macroeconomic theory comes to life in matching (or sometimes falling short of matching) the characteristics of real-world economic data. A sampling of some of these sections includes consumption smoothing and the stock market; government expenditure multipliers in the recovery from the 2008-2009 recession; and the Phillips curve.

The second running feature is a series of “Macroeconomics in Action” boxes. These real-world applications relating directly to the theory encapsulate ideas from front-line research in macroeconomics, and they aid students in understanding the core material. For example, some of the subjects examined in these boxes are the default on government debt; business cycle models and the Great Depression; and quantitative easing in the United States.

Art Program

Graphs and charts are plentiful in this book, as visual representations of macroeconomic models that can be manipulated to derive important results, and for showing the key features of important macro data in applications. To aid the student, graphs and charts use a consistent two-color system that encodes the meaning of particular elements in graphs and of shifts in curves.

End-of-Chapter Summary and List of Key Terms

Each chapter wraps up with a bullet-point summary of the key ideas contained in the chapter, followed by a glossary of the chapter’s key terms. The key terms are listed in the order in which they appear in the chapter, and they are highlighted in bold typeface where they first appear.

Questions for Review

These questions are intended as self-tests for students after they have finished reading the chapter material. The questions relate directly to ideas and facts covered in the

chapter, and answering them will be straightforward if the student has read and comprehended the chapter material.

Problems

The end-of-chapter problems will help the student in learning the material and applying the macroeconomic models developed in the chapter. These problems are intended to be challenging and thought-provoking.

“Working with the Data” Problems

These problems are intended to encourage students to learn to use real-world macroeconomic data from sources such as the World Bank, the International Monetary Fund, and the FRED database at the St. Louis Federal Reserve Bank. These organizations assemble important macroeconomic data for various countries in one place and allow the student to manipulate the data and easily produce charts. The problems are data applications relevant to the material in the chapter.

Notation

For easy reference, definitions of all variables used in the text are contained at the end of the textbook.

Mathematics and Mathematical Appendix

In the body of the text, the analysis is mainly graphical, with some knowledge of basic algebra required; calculus is not used. However, for students and instructors who desire a more rigorous treatment of the material in the text, a mathematical appendix develops the key models and results more formally, assuming a basic knowledge of calculus and the fundamentals of mathematical economics. The Mathematical Appendix also contains problems on this more advanced material.

Flexibility

This book was written to be user-friendly for instructors with different preferences and with different time allocations. The core material that is recommended for all instructors is the following:

- Chapter 1.** Introduction
- Chapter 2.** Measurement
- Chapter 3.** Business Cycle Measurement
- Chapter 4.** Consumer and Firm Behavior: The Work-Leisure Decision and Profit Maximization
- Chapter 5.** A Closed-Economy One-Period Macroeconomic Model

Chapter 9. A Two-Period Model: The Consumption-Savings Decision and Credit Markets

Chapter 11. A Real Intertemporal Model with Investment

Some instructors find measurement issues uninteresting, and may choose to omit parts of Chapter 2, though at the minimum instructors should cover the key national income accounting identities. Parts of Chapter 3 can be omitted if the instructor chooses not to emphasize business cycles, but there are some important concepts introduced here that are generally useful in later chapters, such as the meaning of correlation and how to read scatter plots and time series plots.

Chapter 6 introduces two search models of unemployment: a one-sided search model, and a two-sided search model. These models allow for an explicit treatment of the determinants of unemployment by including a search friction. This allows for an interesting treatment of labor market issues, but it is possible to skip this chapter, or to put it later in the sequence, if the instructor and students prefer to focus on other topics.

Chapters 7 and 8 introduce economic growth at an early stage, in line with the modern role of growth theory in macroeconomics. However, Chapters 7 and 8 are essentially self-contained, and nothing is lost from leaving growth until later in the sequence—for example, after the business cycle material in Chapters 13-15. Though the text has an emphasis on microfoundations, Keynesian analysis receives a balanced treatment. For example, we study a Keynesian coordination failure model in Chapter 13, and examine a New Keynesian sticky price model in Chapters 14 and 15. Keynesian economics is fully integrated with flexible-wage-and-price approaches to business cycle analysis, and the student does not need to learn a separate modeling framework, as for example the New Keynesian sticky price model is simply a special case of the general modeling framework developed in Chapter 12. Those instructors who choose to ignore Keynesian analysis can do so without any difficulty. Instructors can choose to emphasize economic growth or business cycle analysis, or they can give their course an international focus. As well, it is possible to deemphasize monetary factors. As a guide, the text can be adapted as follows:

Focus on Models with Flexible Wages and Prices. Omit Chapters 14 and 15.

Focus on Economic Growth. Include Chapters 7 and 8, and consider dropping Chapters 12, 13, 14, and 15, depending on time available.

Focus on Business Cycles. Drop Chapters 7 and 8, and include Chapters 6, 12, 13, 14, and 15.

International Focus. Chapters 16 and 17 can be moved up in the sequence. Chapter 16 can follow Chapter 11, and Chapter 17 can follow Chapter 12.

Advanced Mathematical Treatment. Add material as desired from the Mathematical Appendix.

Supplements

The following materials that accompany the main text will enrich the intermediate macroeconomics course for instructors and students alike.

Instructor's Manual and Test Bank

Written by the author, the Instructor's Manual provides strong instructor support. The Instructor's Manual contains sections on Teaching Goals, which give an aerial view of the chapters; classroom discussion topics, which explore lecture-launching ideas and questions; chapter outlines; and solutions to all Problems found in the text. The Test Bank contains multiple-choice questions and answers. The Test Bank is also available in Test Generator format. This software is available for Windows and Macintosh. TestGen's friendly graphical interface enables instructors to easily view, edit, and add questions; export questions to create tests; and print tests in a variety of fonts and forms. Search and sort features let the instructor quickly locate questions and arrange them in a preferred order. The Instructor's Manual and Test Bank can be found on the Instructor's Resource Center, accessible from www.pearsonglobaleditions.com/williamson.

Powerpoint Slides: A full set of Powerpoint slides is available for instructors. The slides cover the material for each chapter in detail, including the key figures in the text.

Acknowledgments

Special thanks go to Neeraj Bhalla, Nicole Suddeth, and Pavithra Kumari, and the extended team at Pearson, who provided so much help and encouragement. I am also indebted to Dave Andolfatto, Scott Baier, Ken Beauchemin, Edward Kutsoati, Kuhong Kim, Young Sik Kim, Mike Loewy, B. Ravikumar, Ping Wang, and Bradley Wilson, who used early versions of the manuscript in their classes. Key critical input was also provided by the following reviewers, who helped immensely in improving the manuscript: Terry Alexander, Iowa State University; Alaa AlShawa, University of Western Ontario; David Aschauer, Bates College; Irasema Alonso, University of Rochester; David Andolfatto, Simon Fraser University; Scott Baier, Clemson University; Ken Beauchemin, State University of New York at Albany; Joydeep Bhattacharya, Iowa State University; Michael Binder, University of Maryland; William Blankenau, Kansas State University; Marco Cagetti, University of Virginia; Mustafa Caglayan, University of Liverpool; Gabriele Camera, Purdue University; Leo Chan, University of Kansas; Troy Davig, College of William and Mary; Matthias Doepke, UCLA; Ayse Y. Evrensel, Portland State University; Timothy Fuerst, Bowling Green State University; Lisa Geib-Gundersen, University of Maryland; John Graham, Rutgers University; Yu Hsing, Southeastern Louisiana University; Petur O. Jonsson, Fayetteville State University; Bryce Kanago, University of Northern Iowa; George Karras, University of Illinois; John Knowles, University of Pennsylvania; Hsien-Feng Lee, Taiwan University; Igor Livshits, University of Western Ontario; Michael Loewy, University of South Florida; Kathryn Marshall, Ohio State University; Steve McCafferty, Ohio State University; Oliver Morand, University of Connecticut; Douglas Morgan, University of California, Santa Barbara; Giuseppe Moscarini, Yale University; Daniel Mulino, doctoral candidate, Yale University; Liwa Rachel Ngai, London School of Economics; Christopher Otrok, University of Virginia; Stephen Parente, University of Illinois at Urbana-Champaign; Prosper Raynold, Miami University; Kevin Reffett, Arizona State University; Robert J. Rossana, Wayne State University; Thomas Tallarini, Carnegie Mellon University; Paul Wachtel, Stern School of Business,

New York University; Ping Wang, Vanderbilt University; Bradley Wilson, University of Alabama; Paul Zak, Claremont Graduate University; and Christian Zimmermann, University of Connecticut.

Finally, I wish to thank those economists who specifically reviewed material on economic growth for this edition: Laurence Ales, Carnegie Mellon University; Matthew Chambers, Towson University; Roberto E. Duncan, Ohio University; Rui Zhao, Emory University; Marek Kapicka, University of California, Santa Barbara.

Pearson would like to thank Kwan Wai KO, United International College; Gabriela Sterian, Romanian-American University; Stefan Fink, University of Linz; and Tamar Mdivnishvili, National Bank of Georgia, for their work on the Global Edition.

About the Author

Stephen Williamson is a Vice President at the Federal Reserve Bank of St. Louis. He received a B.Sc. in Mathematics and an M.A. in Economics from Queen's University in Kingston, Canada, and his Ph.D. from the University of Wisconsin-Madison. He has held academic positions at Queen's University, the University of Western Ontario, the University of Iowa and Washington University in St. Louis, and has worked as an economist at the Federal Reserve Bank of Minneapolis and the Bank of Canada. Professor Williamson has been an academic visitor at the Federal Reserve Banks of Atlanta, Cleveland, Kansas City, Minneapolis, New York, Philadelphia, the Bank of Canada, and the Board of Governors of the Federal Reserve System. He has also been a long-term visitor at the London School of Economics; the University of Edinburgh; Tilburg University, the Netherlands; Victoria University of Wellington, New Zealand; Seoul National University; Hong Kong University; Queen's University; Fudan University; Indiana University; and the University of Sydney. Professor Williamson has published scholarly articles in the *American Economic Review*, the *Journal of Political Economy*, the *Quarterly Journal of Economics*, the *Review of Economic Studies*, the *Journal of Economic Theory*, and the *Journal of Monetary Economics*, among other prestigious economics journals. This text reflects the author's views, and does not necessarily reflect the views of the Federal Reserve Bank of St. Louis, the Board of Governors of the Federal Reserve System, or the Federal Reserve System.

PART



Introduction and Measurement Issues

Part I contains an introduction to macroeconomic analysis and a description of the approach in this text of building useful macroeconomic models based on microeconomic principles. We discuss the key ideas that are analyzed in the rest of this text as well as some current issues in macroeconomics. Then, to lay a foundation for what is done later, we explore how the important variables relating to macroeconomic theory are measured in practice. Finally, we analyze the key empirical facts concerning business cycles. The macroeconomic theory developed in Parts II to VII is aimed at understanding the key ideas and issues discussed in the introduction, and in showing the successes and failures of theory in organizing our thinking about empirical facts.

Chapter 1

Introduction

Learning Objectives

After studying Chapter 1, students will be able to:

- 1.1 State the two focuses of study in macroeconomics, the key differences between microeconomics and macroeconomics, and the similarities between microeconomics and macroeconomics.
- 1.2 Explain the key features of trend growth and deviations from trend in per capita gross domestic product in the United States from 1900 to 2014.
- 1.3 Explain why models are useful in macroeconomics.
- 1.4 Discuss how microeconomic principles are important in constructing useful macroeconomic models.
- 1.5 Explain why there is disagreement among macroeconomists, and what they disagree about.
- 1.6 List the 12 key ideas that will be covered in this book.
- 1.7 List the key observations that motivate questions we will try to answer in this book.

This chapter frames the approach to macroeconomics that we take in this text, and it foreshadows the basic macroeconomic ideas and issues that we develop in later chapters. We first discuss what macroeconomics is, and we then go on to look at the two phenomena that are of primary interest to macroeconomists—economic growth and business cycles—in terms of post-1900 U.S. economic history. Then, we explain the approach this text takes—building macroeconomic models with microeconomic principles as a foundation—and discuss the issue of disagreement in macroeconomics. Finally, we explore the key lessons that we learn from macroeconomic theory, and we discuss how macroeconomics helps us understand recent and current issues.

What Is Macroeconomics?

LO 1.1 State the two focuses of study in macroeconomics, the key differences between microeconomics and macroeconomics, and the similarities between microeconomics and macroeconomics.

Macroeconomists are motivated by large questions and by issues that affect many people and many nations of the world. Why are some countries exceedingly rich while others are exceedingly poor? Why are most Americans so much better off than their parents and grandparents? Why are there fluctuations in aggregate economic activity? What causes inflation? Why is there unemployment?

Macroeconomics is the study of the behavior of large collections of economic agents. It focuses on the aggregate behavior of consumers and firms, the behavior of governments, the overall level of economic activity in individual countries, the economic interactions among nations, and the effects of fiscal and monetary policy. Macroeconomics is distinct from microeconomics in that it deals with the overall effects on economies of the choices that all economic agents make, rather than on the choices of individual consumers or firms. Since the 1970s, however, the distinction between microeconomics and macroeconomics has blurred in that microeconomists and macroeconomists now use much the same kinds of tools. That is, the **economic models** that macroeconomists use, consisting of descriptions of consumers and firms, their objectives and constraints, and how they interact, are built up from microeconomic principles, and these models are typically analyzed and fit to data using methods similar to those used by microeconomists. What continues to make macroeconomics distinct, though, is the issues it focuses on, particularly **long-run growth** and **business cycles**. Long-run growth refers to the increase in a nation's productive capacity and average standard of living that occurs over a long period of time, whereas business cycles are the short-run ups and downs, or booms and recessions, in aggregate economic activity.

An important goal in this text is to consistently build up macroeconomic analysis from microeconomic principles. There is some effort required in taking this type of approach, but the effort is well worth it. The result is that you will understand better how the economy works and how to improve it.

Gross Domestic Product, Economic Growth, and Business Cycles

LO 1.2 Explain the key features of trend growth and deviations from trend in per capita gross domestic product in the United States from 1900 to 2014.

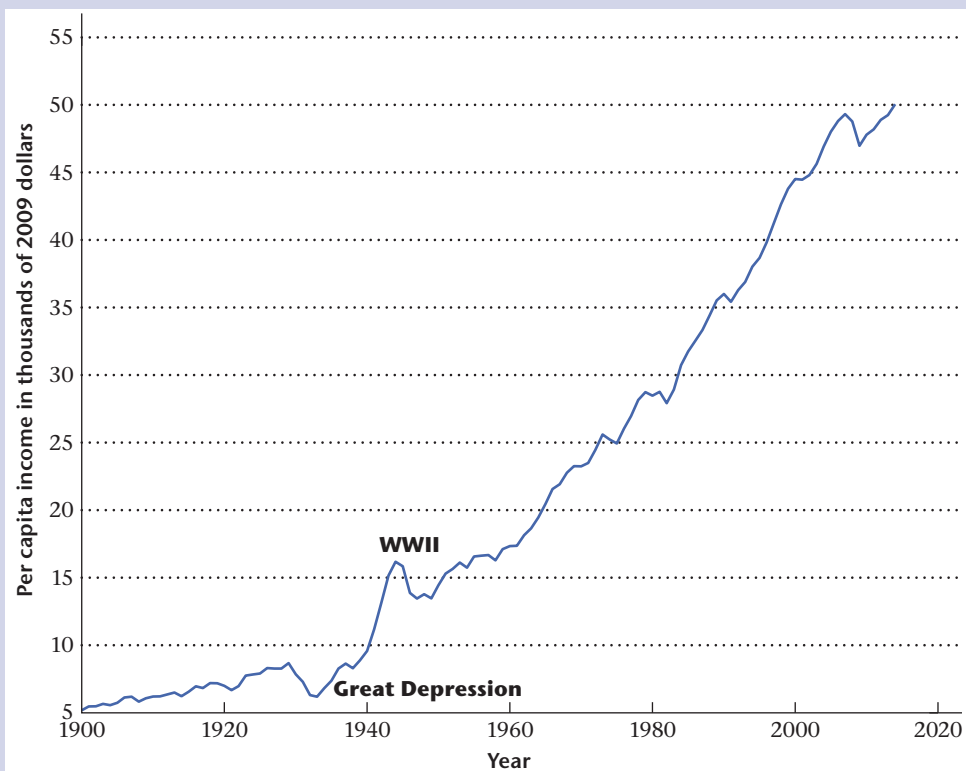
To begin our study of macroeconomic phenomena, we must first understand what facts we are trying to explain. The most basic set of facts in macroeconomics has to do with the behavior of aggregate economic activity over time. One measure of aggregate economic activity is **gross domestic product (GDP)**, which is the quantity of goods and

services produced within a country's borders during some specified period of time. GDP also represents the quantity of income earned by those contributing to domestic output. In Figure 1.1 we show real GDP per capita for the United States for the period 1900–2014. This is a measure of aggregate output that adjusts for inflation and population growth, and the unit of measure is thousands of 2009 dollars per person.

The first observation we can make concerning Figure 1.1 is that there has been sustained growth in per capita GDP during the period 1900–2014. In 1900, the average income for an American was \$5,188 (2009 dollars), and this grew to \$50,051 (2009 dollars) in 2014. Thus, the average American became almost ten times richer in real terms over the course of 114 years, which is quite remarkable! The second important observation from Figure 1.1 is that, while growth in per capita real GDP was sustained over long periods of time in the United States during the period 1900–2014, this growth was certainly not steady. Growth was higher at some times than at others, and there were periods over which per capita real GDP declined. These fluctuations in economic growth are business cycles.

Figure 1.1 Per Capita Real GDP (in 2009 dollars) for the United States, 1900–2014

Per capita real GDP is a measure of the average level of income for a U.S. resident. Two unusual, though key, events in the figure are the Great Depression, when there was a large reduction in living standards for the average American, and World War II, when per capita output increased greatly.



Two key, though unusual, business cycle events in U.S. economic history that show up in Figure 1.1 are the Great Depression and World War II, and these events dwarf any other twentieth-century business cycle events in the United States in terms of the magnitude of the short-run change in economic growth. During the Great Depression, real GDP per capita dropped from a peak of \$8,677 (2009 dollars) per person in 1929 to a low of \$6,192 (2009 dollars) per person in 1933, a decline of about 29%. At the peak of war production in 1944, GDP had risen to \$16,181 (2009 dollars) per person, an increase of 161% from 1933. These wild gyrations in aggregate economic activity over a 15-year period are as phenomenal, and certainly every bit as interesting, as the long-run sustained growth in per capita GDP that occurred from 1900 to 2014. In addition to the Great Depression and World War II, Figure 1.1 shows other business cycle upturns and downturns in the growth of per capita real GDP in the United States that, though less dramatic than the Great Depression or World War II, represent important macroeconomic events in U.S. history.

Figure 1.1, thus, raises the following fundamental macroeconomic questions, which motivate much of the material in this book:

1. What causes sustained economic growth?
2. Could economic growth continue indefinitely, or is there some limit to growth?
3. Is there anything that governments can or should do to alter the rate of economic growth?
4. What causes business cycles?
5. Could the dramatic decreases and increases in economic growth that occurred during the Great Depression and World War II be repeated?
6. Should governments act to smooth business cycles?

In analyzing economic data to study economic growth and business cycles, it often proves useful to transform the data in various ways, so as to obtain sharper insights. For economic time series that exhibit growth, such as per capita real GDP in Figure 1.1, a useful transformation is to take the natural logarithm of the time series. To show why this is useful, suppose that y_t is an observation on an economic time series in period t ; for example, y_t could represent per capita real GDP in year t , where $t = 1900, 1901, 1902, \text{ etc.}$ Then, the growth rate from period $t - 1$ to period t in y_t can be denoted by g_t , where

$$g_t = \frac{y_t}{y_{t-1}} - 1.$$

Now, if x is a small number, then $\ln(1 + x) \approx x$, that is, the natural logarithm of $1 + x$ is approximately equal to x . Therefore, if g_t is small,

$$\ln(1 + g_t) \approx g_t,$$

or

$$\ln\left(\frac{y_t}{y_{t-1}}\right) \approx g_t,$$

or

$$\ln y_t - \ln y_{t-1} \approx g_t.$$

Because $\ln y_t - \ln y_{t-1}$ is the slope of the graph of the natural logarithm of y_t between periods $t - 1$ and t , the slope of the graph of the natural logarithm of a time series y_t is a good approximation to the growth rate of y_t when the growth rate is small.

In Figure 1.2, we graph the natural logarithm of real per capita GDP in the United States for the period 1900–2014. As explained above, the slope of the graph is a good approximation to the growth rate of real per capita GDP, so that changes in the slope (e.g., when there is a slight increase in the slope of the graph in the 1950s and 1960s) represent changes in the growth rate of real per capita GDP. It is striking that in Figure 1.2, except for the Great Depression and World War II, a straight line would fit the graph quite well. That is, over the period 1900–2014 (again, except for the Great Depression and World War II), growth in per capita real GDP has been “roughly” constant at about 2.0% per year.

Figure 1.2 Natural Logarithm of Per Capita Real GDP

Here, the slope of the graph is approximately equal to the growth rate of per capita real GDP. Excluding the Great Depression and World War II, the growth rate of per capita real GDP is remarkably close to being constant for the period 1900–2014. That is, a straight line would fit the graph fairly well.

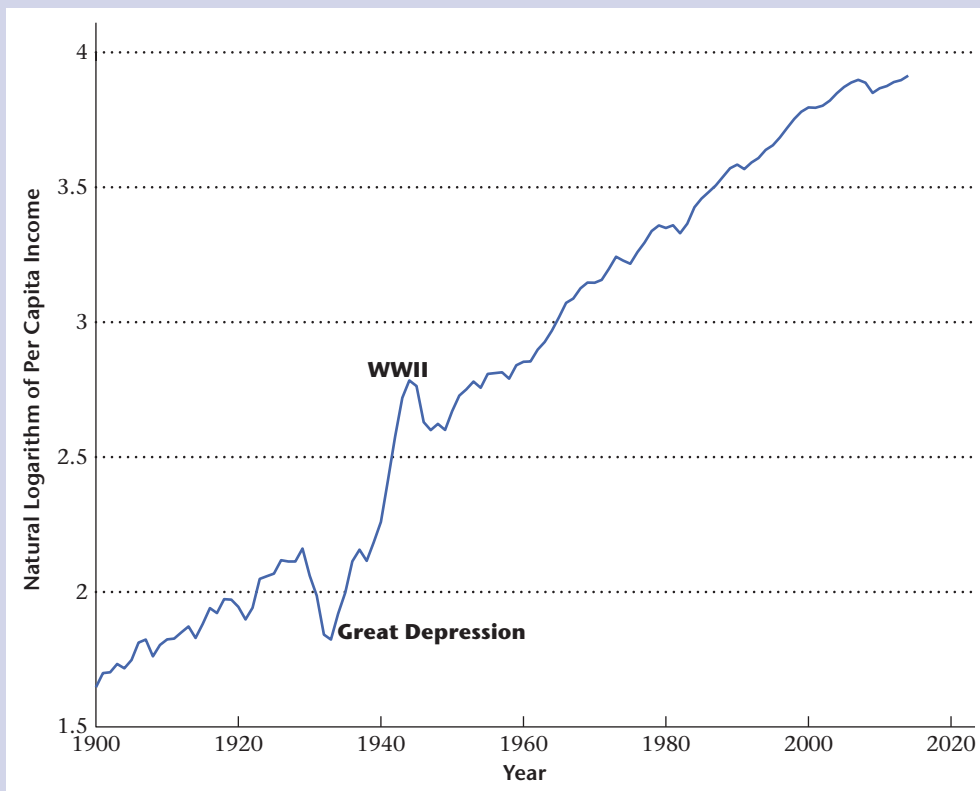
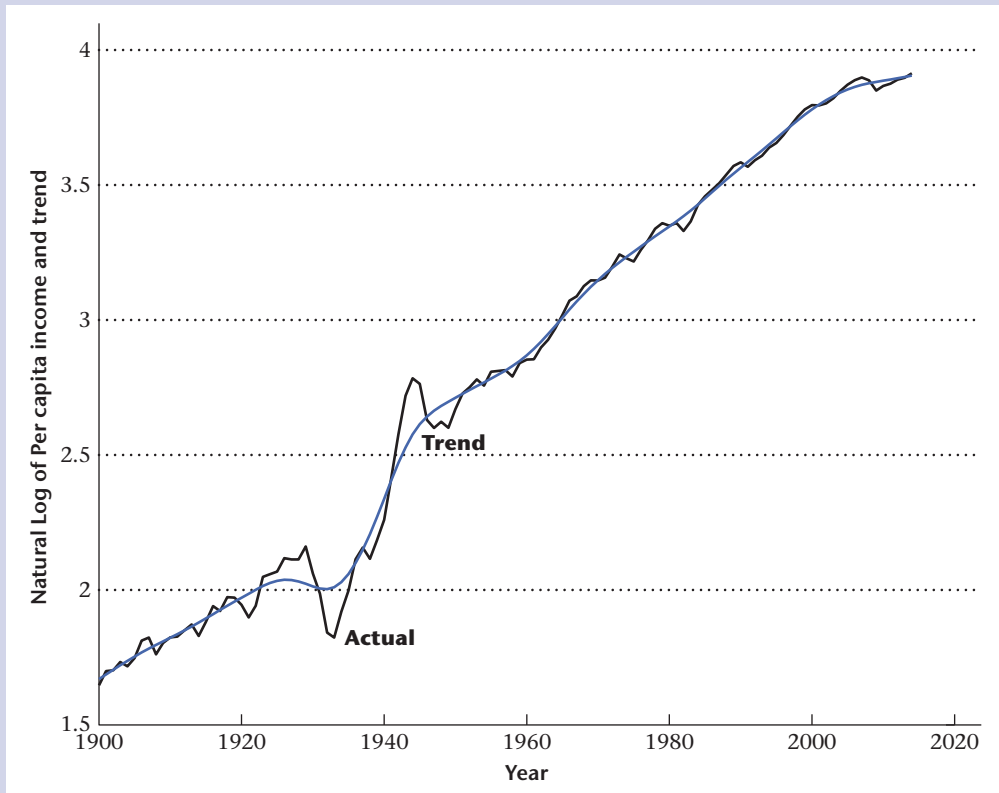


Figure 1.3 Natural Logarithm of Real Per Capita GDP and Trend

Sometimes it is useful to separate long-run growth from business cycle fluctuations. In the figure, the black line is the natural log of per capita real GDP, while the colored line denotes a smooth growth trend fit to the data. The deviations from the smooth trend then represent business cycles.

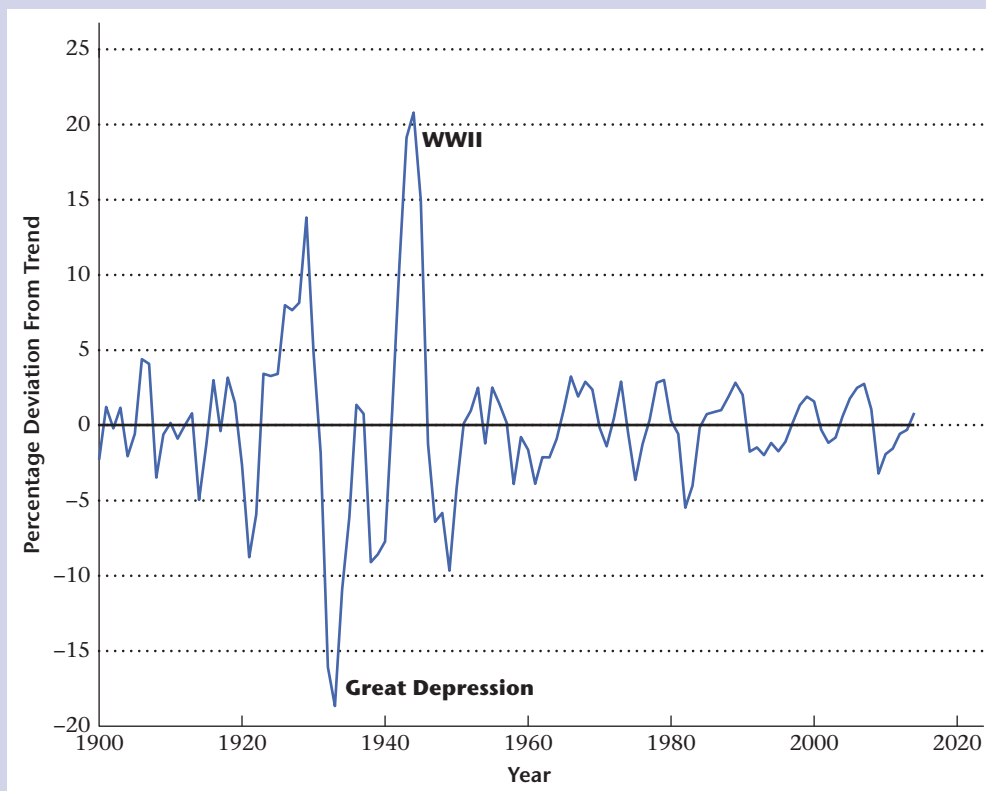


A second useful transformation to carry out on an economic time series is to separate the series into two components: the growth or **trend** component, and the business cycle component. For example, the business cycle component of real per capita GDP can be captured as the deviations of real per capita GDP from a smooth trend fit to the data. In Figure 1.3, we show the trend in the natural log of real per capita GDP as a colored line,¹ while the natural log of actual real per capita GDP is the black line. We then define the business cycle component of the natural log of real per capita GDP to be the difference between the black line and the colored line in Figure 1.3. The logic behind this decomposition of real per capita GDP into trend and business cycle components is that it is often simpler and more productive to consider separately the theory

¹Trend GDP was computed using a Hodrick–Prescott filter, as in E. Prescott, Fall 1986. “Theory Ahead of Business Cycle Measurement,” *Federal Reserve Bank of Minneapolis Quarterly Review* 10, 9–22

Figure 1.4 Percentage Deviation from Trend in Real Per Capita GDP

The Great Depression and World War II represent extremely large deviations from trend relative to post-World War II business cycle activity and business cycles before the Great Depression.



that explains trend growth and the theory that explains business cycles, which are the deviations from trend.

In Figure 1.4, we show only the percentage deviations from trend in real per capita GDP. The Great Depression and World War II represent enormous deviations from trend in real per capita GDP relative to anything else during the time period in the figure. During the Great Depression the percentage deviation from trend in real per capita GDP was close to -20% , whereas the percentage deviation from trend was about 20% during World War II. In the period after World War II, which is the focus of most business cycle analysis, the deviations from trend in real per capita GDP are at most about $\pm 5\%$.²

²The extremely large deviation from trend in real per capita GNP in the late 1920s is principally a statistical artifact of the particular detrending procedure used here, which is akin to drawing a smooth curve through the time series. The presence of the Great Depression forces the growth rate in the trend to decrease long before the Great Depression actually occurs.

Macroeconomic Models

LO 1.3 Explain why models are useful in macroeconomics.

Economics is a scientific pursuit involving the formulation and refinement of theories that can help us better understand how economies work and how they can be improved. In some sciences, such as chemistry and physics, theories are tested through laboratory experimentation. In economics, experimentation is a new and growing activity, but for most economic theories experimental verification is simply impossible. For example, suppose an economist constructs a theory that implies that U.S. output would drop by half if there were no banks in the United States. To evaluate this theory, we could shut down all U.S. banks for a year to see what would happen. Of course, we know in advance that banks play a very important role in helping the U.S. economy function efficiently, and that shutting them down for a year would likely cause significant irreparable damage. It is extremely unlikely, therefore, that the experiment would be performed. In macroeconomics, most experiments that could be informative are simply too costly to carry out, and in this respect macroeconomics is much like meteorology or astronomy. In predicting the weather or how planets move in space, meteorologists and astronomers rely on **models**, which are artificial devices that can replicate the behavior of real weather systems or planetary systems, as the case may be.

Just like researchers in meteorology or astronomy, macroeconomists use models, which in our case are organized structures to explain long-run economic growth, why there are business cycles, and what role economic policy should play in the macroeconomy. All economic models are abstractions. They are not completely accurate descriptions of the world, nor are they intended to be. The purpose of an economic model is to capture the essential features of the world needed for analyzing a particular economic problem. To be useful then, a model must be simple, and simplicity requires that we leave out some “realistic” features of actual economies. For example, an electronic roadmap is a model of a part of the earth’s surface, and it is constructed with a particular purpose in mind, to help motorists guide themselves through the road system from one point to another. A roadmap is hardly a realistic depiction of the earth’s surface, as it does not capture the curvature of the earth, and it does not typically include a great deal of information on topography, climate, and vegetation. However, this does not limit the map’s usefulness; a roadmap serves the purpose for which it was constructed, and it does so without a lot of extraneous detail.

To be specific, the basic structure of a macroeconomic model is a description of the following features:

1. The consumers and firms that interact in the economy
2. The set of goods that consumers wish to consume
3. Consumers’ preferences over goods
4. The technology available to firms for producing goods
5. The resources available